焊盘详细设计

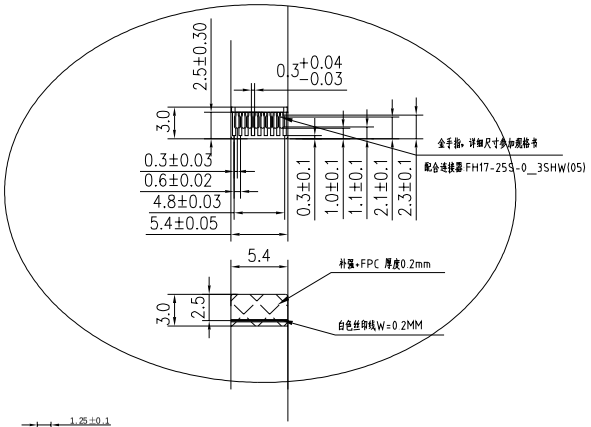

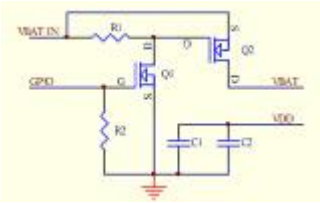

VBAT开关电路做在fpc上

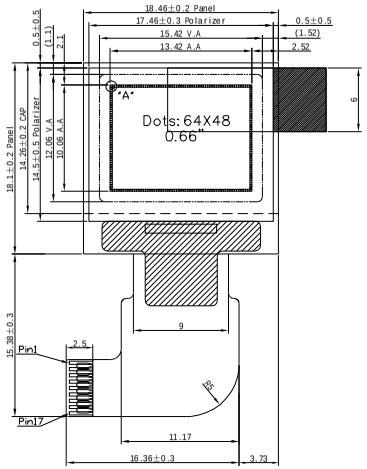

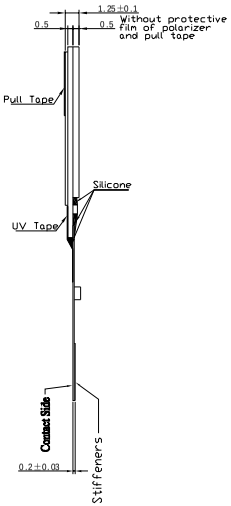

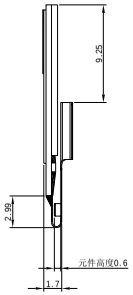

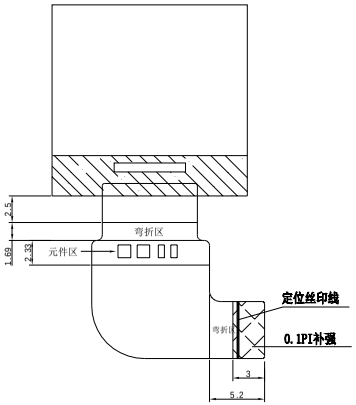

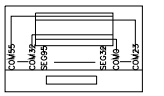

COM&SEG LAYOUT

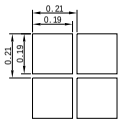

Detail A (20:1)

Pin	Symbol
1	C2P
2	C2N
3	C1P
4	C1N
5	VBAT_IN
6	VDD/1.8V
7	VSS
8	CS#
9	GPIO
10	SDA
11	SCK
12	D/C#
13	IREF
14	VCOMH
15	VCC
16	VLSS/VSS
17	RES#

Notes:

1. Color: White
2. Driver IC: SSD1306
3. FPC Number:
4. Interface:
   4-SPI
5. General Tolerance: ±0.30

ITEMS		CONTENT	DATE
MODIFICATION:	4		
	3		
	2		
	1		

DISTAR TECHNOLOGY LIMITED

CUSTOMER P/N:	MODEL: OLED6448-03-LF-04	
DRAWN BY: WPY 2015-11-30		UNITS: mm
CHECKED By: XQC 2015-11-30		SHEET: 1/1
DIMENSION TOLERANCE :	±0.2 mm	REVISION :1