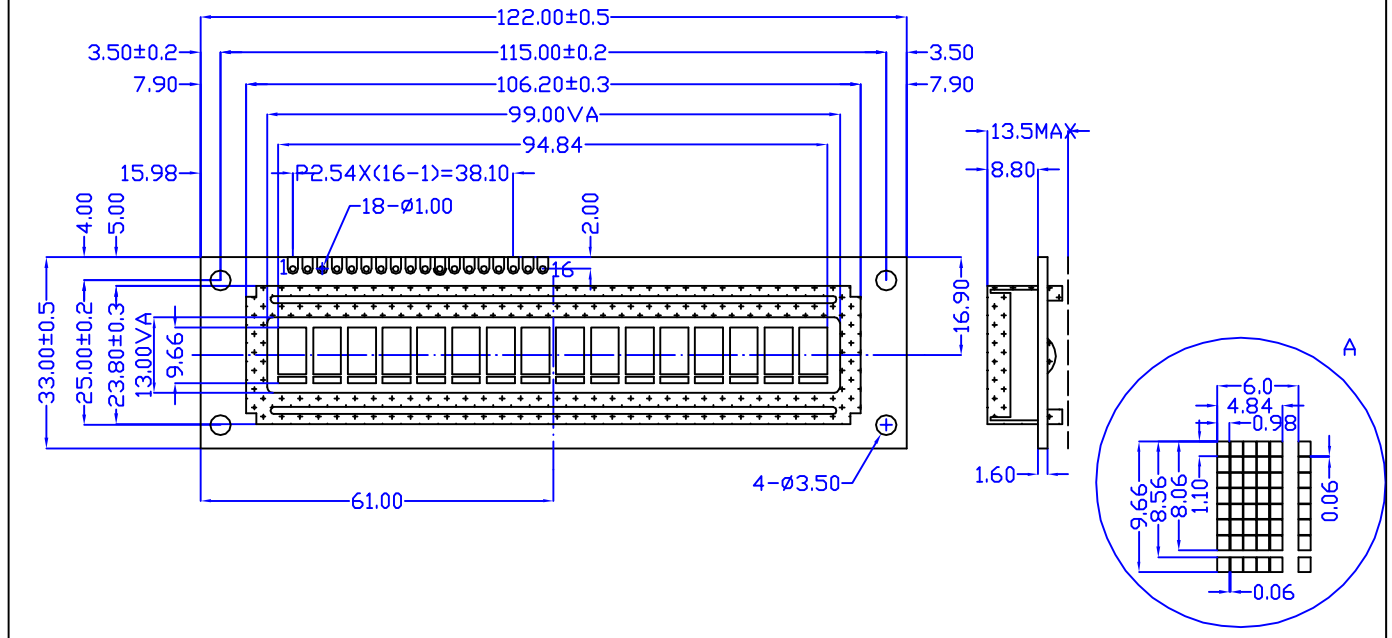


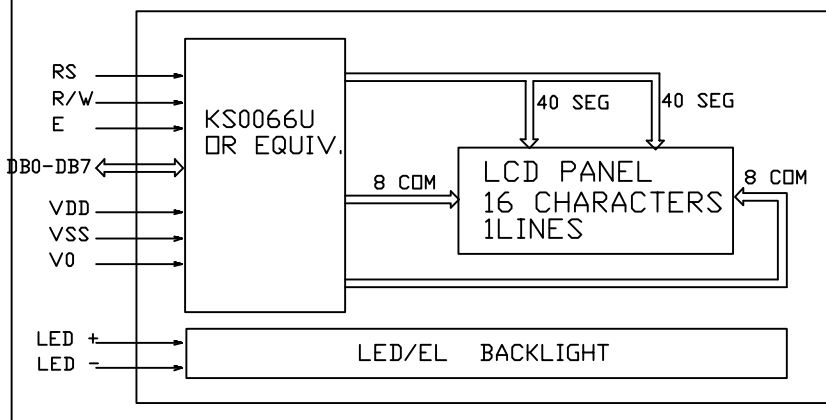
CUSTOMER'S APPROVED:

DATE:

REVISIONS			
NO.	DATE	BY	DESCRIPTION
1.	06/06/18	Qing	NEW RELEASE



Block Diagram



Feature

1. BUILT IN CONTROLLER: SPLC780D
2. POWER SUPPLY: 5.0V
3. LCD TYPE: YELLOW/GREEN STN, TRANSFLECTIVE
4. BACKLIGHT: LED BOTTOM BACKLIGHT
5. COLOUR OF BACKLIGHT: YELLOW/GREEN
6. 5X8 DOTS WITH CURSOR
7. VIEWING ANGLE: 6 O'CLOCK
8. TEMPERATURE RANGE: EXTENDED(-20--70)
9. LOW CONSUMPTION, LOW VOLTAGE, HIGH CONTRAST

Mechanical Data

ITEM	SPECIFICATION	UNIT
OVERALL SIZE	122.0W x 33.0H x 13.5T	MM
VIEWING AREA	99.0W x 13.0H	MM
DOT NUMBER	16 CHARACTERS X 1 LINES	DOTS
DOT SIZE	4.84W x 9.66H	MM
DOT PITCH	6.00W x 9.66H	MM

Pin Assignment

NO.	SYMBOL	DESCRIPTION
1	VSS	GROUND
2	VDD	POWER SUPPLY FOR LOGIC AND LCD
3	V0	OPERATING VOLTAGE FOR LCD
4	RS	DATA/INSTRUCTION SELECT
5	R/W	READ/WRITE CONTROL
6	E	ENABLE SIGNAL
7--14	DB0--DB7	DATA BUS
15	A	LED BACKLIGHT POWER SUPPLY(+)
16	K	LED BACKLIGHT POWER SUPPLY(-)

Absolute Maximum Rating

ITEM	SYMBOL	MIN	MAX	UNIT
POWER SUPPLY(LOGIC)	VDD-VSS	0	6.5	V
POWER SUPPLY(LCD DRV.)	VDD-V0	0	18.0	V
INPUT VOLTAGE	Vi	Vi	VDD	V

Electrical Characteristics

ITEM	SYMBOL	MIN	TYP	MAX	UNIT	
VOLTAGE FOR LOGIC	VDD-VSS	4.75	5.0	5.25	V	
SUPPLY CURRENT	IDD	-	1.0	2.2	mA	
LCD OPERATING VOLTAGE	VDD-V0	10C	-	5.0	-	V
		25C	-	4.7	-	V
		40C	-	4.4	-	V
INPUT VOLTAGE	H VIH	0.7VDD	-	VDD	V	
	L VIL	0	-	0.3VDD	V	

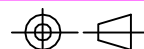
DESCRIPTION: C/D Distar Technology Limited

GENERAL TOL: ±0.2

www.distarltd.com

Drw WXR

DO NOT SCALE THIS DRAWING.



Unit:mm

Chk
Apv

DS-C1601B-YFSDYE-NAA